



Video >




Montageanleitung Installation instruction



Defekte Schieferplatte entfernen.
Remove defective slate plate.



Reparaturhaken auf der Fuge so befestigen, ...
Ensure to fix repair hook in the gap ...




... dass der Haken unterhalb der Gebindelinie umgeknickt werden kann.
... beneath dash line for ease of bending.



Schieferplatte einschieben ...
Insert slate plate ...



... und Haken umbiegen, ggf. kürzen.
... and bend hook, or shorten if necessary.




Fertig.
Finished.

Die aktuellen Zuordnungen Deckwerkstoff-> Klammertyp können Sie mit Hilfe des Produktfinders FOS ClipCHECK auf www.fos.de ermitteln.
You can obtain current allocations for Roofing materials -> Clip type using our product locator FOS ClipCHECK at www.fos.de.


Video




Instructions de montage




1. Ôter l'ardoise défectueuse.



2. Fixer le crochet de réparation sur le joint, ...




3. ... de manière à ce que le crochet puisse être recourbé au-dessous de la ligne de jointure.



4. Placer l'ardoise et ...



5. ... plier le crochet, le raccourcir si nécessaire.



6. Terminé.