

Mechanical fixings and storm safety of covering materials for roofs and facades

We offer you the most versatile clip range for fixation and professional wind uplift safety of small-format covering materials for roofs and facades in Europe. All FOS® products are delivered by dealers and industry partners.

Our mobile roofing tools on www.fos.de assist you to work fast and easy on the topic of storm safety:

FOS ClipCHECK®

The product finder determines the suitable clips for each object.

FOS CombiCHECK®


The reverse search enables you to determine allocation of covering materials for usage with clips available in-stock.

Friedrich Ossenberg-Schule GmbH + Co KG
 Amerikastraße 2
 58675 Hemer
 GERMANY

Tel. +49 (0) 2372. 558 99. 0
 Fax +49 (0) 2372. 558 99. 99 90
info@fos.de
www.fos.de



403®-2 to mount on




403®d-2 to drive in

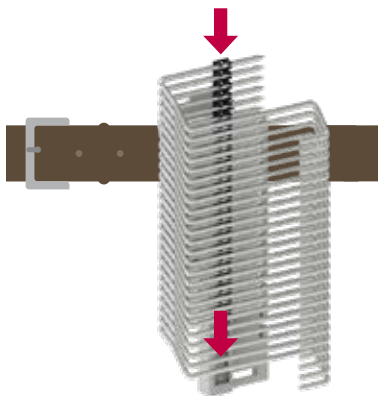


Head-foot clips
 403®-2 and 403®d-2 for **ClipFOS**
HOLSTER

ClipHOLSTER:



1. Attach the holster onto your belt, the red protective cover is not required.



2. Insert the plastic strip with the collated clips. Once the strip is empty, swap it out: Reloading is easy!



Video



Enquiries:

Which variations are available?

Different dimensions of 403[®]-2 and 403[®]d-2 are available, depending on size, thickness and shape of the roof tiles and batten. The allocation of clips to the roof tile is done via the FOS ClipCHECK on our website www.fos.de. Stainless steel ensures longevity.



What is the advantage of the proper nail tip on the 403[®]d-2?

It allows the exact positioning and nailing of the clip.



And the smoothing off at the end of the hook?

The smoothing reduces the risk of injury.



Conclusion:

The head-foot clips 403[®]-2 and 403[®]d-2 advantages

- ✓ Collated on plastic strips.
- ✓ Reduced risk of injury.
- ✓ Easy to use.
- ✓ Applicable for cut pieces in the hip area.
- ✓ Can be used as a substitute in the absence of hanging nibs.
- ✓ Can be used as a mounting aid for end pieces.
- ✓ Easy replacement of individual tiles.
- ✓ Small packaging units.

Head-foot clips 403[®]-2 and 403[®]d-2

New magazine storage

The 403[®]-2 and 403[®]d-2 clips are delivered on plastic magazine strips. Every strip holds 25 clips and is suitable for the FOS ClipHOLSTER[®]. The magazine clip storage enables swift individual clip removal and reduces the risk of injury during installation of the 403[®]d-2.

Reduction of installation time

On the roof, the new magazine storage simplifies installation of the clips, the proximity of the holster handle makes the process considerably quicker. Empty magazine strips can be replaced quickly and conveniently.

Applications

Keeping cut roof tiles around windows and valleys in place with wire is tiring and time consuming. This can be done faster and more efficiently with a head-foot clip. The tool-free 403[®]-2 clip as well as the 403[®]d-2 clip for nailing are positioned in the overlapping area of two roof tiles and secure the tile in the top and bottom section. Both clips effectively prevent tiles from slipping down.

In addition to keeping cut pieces in place, the head-foot clip can also be used for complete roof tiles with little or no head lock. For tiles with pronounced head locks these locks need to be smoothed where the clip is attached.

